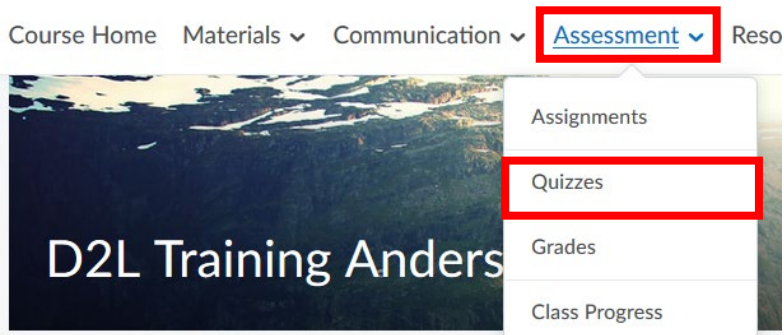




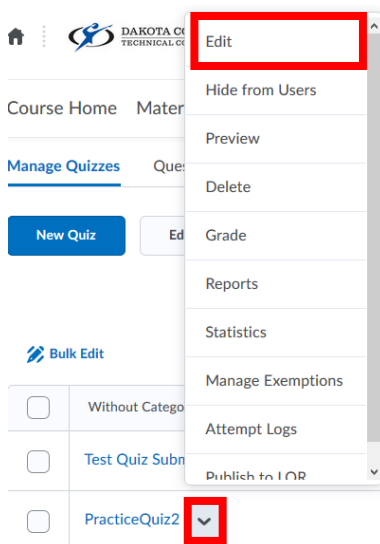
Attach Release Conditions to a Quiz

This explains how to attach a release condition to a quiz in D2L Brightspace

- From the course navigation bar, click **“Assessment”** and then **“Quizzes”**:

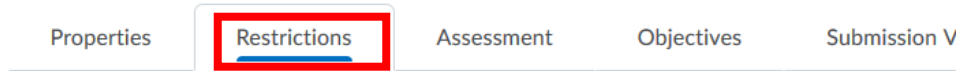


- Click **“Edit”** from the context menu from the quiz which you want to add the release condition:





- Click the **“Restrictions”** tab:



- Scroll down and click the **“Attach Existing”** button:



- Check the release condition that you would like to attach:

<input type="checkbox"/> Classlist
<input checked="" type="checkbox"/> Enrolled in current org unit as the role: Student

- Click the **“Attach”** button:



- Click the **“Save and Close”** button:

