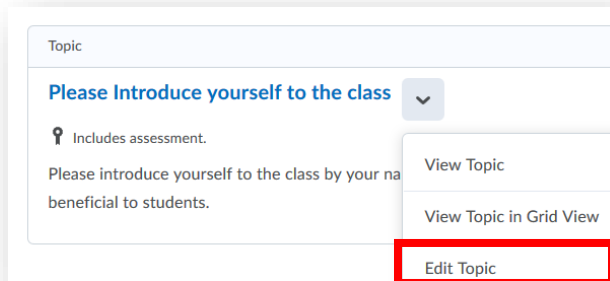




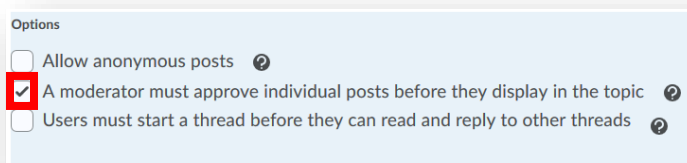
# Moderate a Discussion

This describes how an instructor can approve and unapproved discussion posts by student before they are published for other students to view and

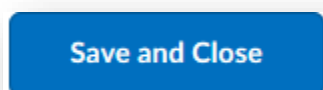
- In the discussion area, click the properties of the topic:



- Check “A moderator must approve individual posts before they display in the topic” under the options section of the properties tab:



- Click the “Save and Close” button:



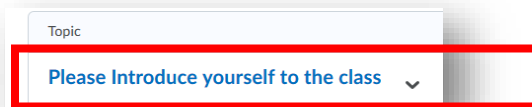
Moderate a Discussion

Ver. 1.0 2/11/20

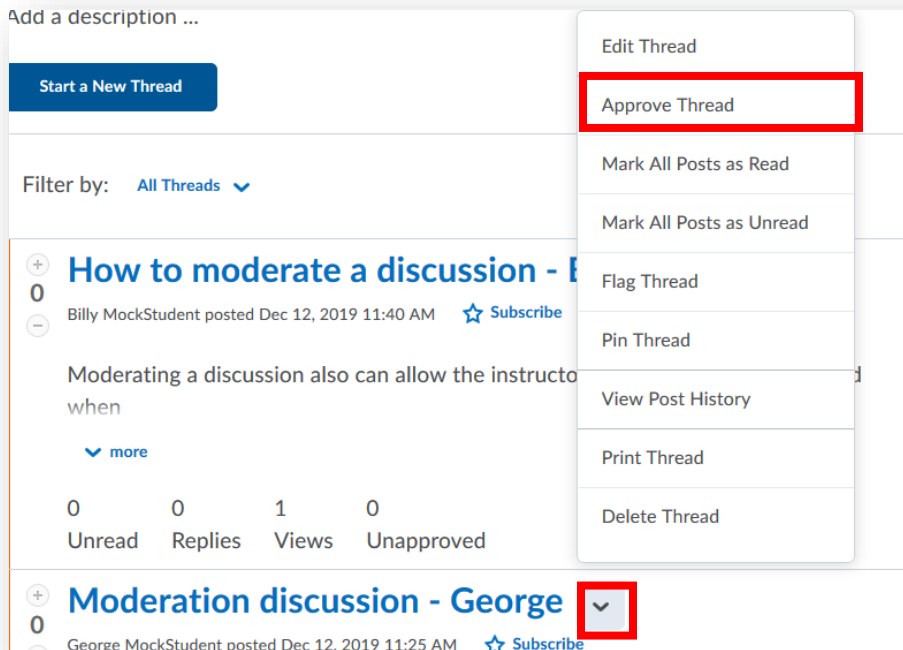
For further assistance: [Create a JIRA ticket](#)



- Click the “Topic” link from the discussions list:



- From the dropdown menu after the student’s post, click “Approve Thread”:



## Moderate a Discussion

Ver. 1.0 2/11/20

For further assistance: [Create a JIRA ticket](#)