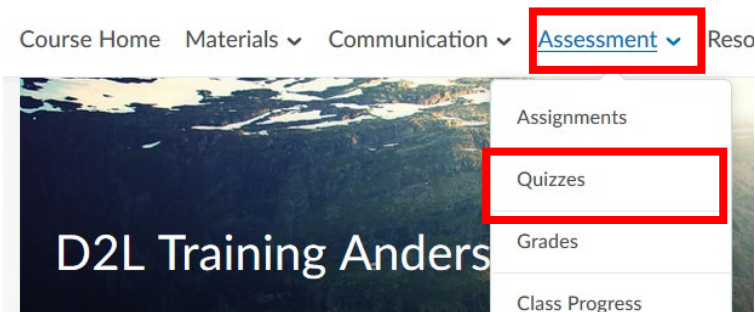




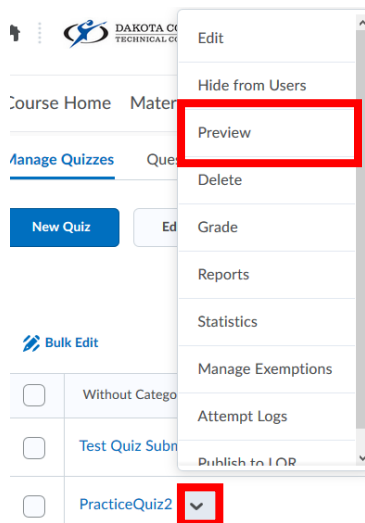
Preview a Quiz as a Learner

This is how an instructor can preview a quiz before learners take the quiz.

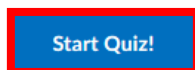
- On the course navigation bar, click the **“Assessment”** tab and click on **“Quizzes”**:



- From the context menu of the quiz you want to preview, click **“Preview”**:



- Click the **“Start Quiz!”** button:

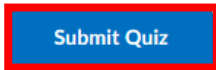


- Take the quiz

If you set up hints you can test them to see if they function properly.



- Click the **“Submit Quiz”** button:



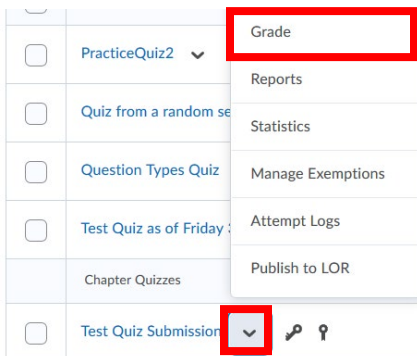
- The following option is available to you:



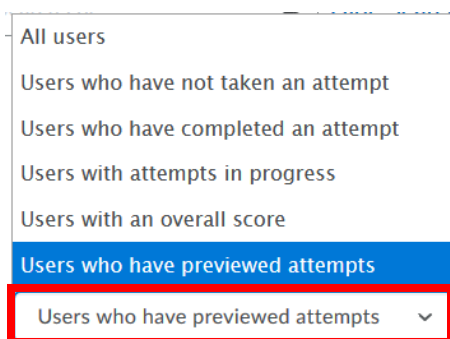
Allow this preview attempt to be graded in the Grade Quiz area.

Select this check box to record this preview attempt on the Grade Quiz page and allow it to be graded. You can access preview attempts using the **Restrict to:** drop-down list when grading a quiz. Preview attempts are not counted toward the class statistics for the quiz.

This option will show how a quiz will look when graded from clicking **“Grade”** from the quiz context menu:

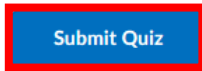


Choose **“User who have previewed attempts”** from the **“Restrict to”** dropdown menu:



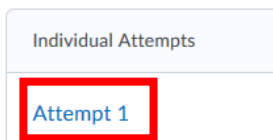


- Click the **“Submit Quiz”** button:

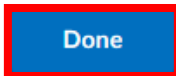


- Click the **“Done”** button:

- If you would like to view the attempt again, click the **“Attempt”** link:



- Click the **“Done”** button:



- Click the **“Exit Preview”** button:

