

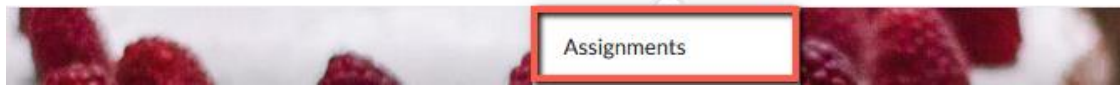


Assignments Tool Overview

The Assignments tool is used for creating or editing assignments. Within the tool, you have the ability to link assignments to your gradebook, attach rubrics for assessment, and accessing student submissions. Once an assignment folder is created, it serves as a place for students to upload and submit their work in. To access the Assignments tool:

From your course homepage navigation bar, select **Assessments** > then, select **Assignments**:

Course Home Materials ▾ Communication ▾ Assessments ▾  Course Admin










[← Back to Manage Assignments](#) [New Assignment](#)

Name *

Grade Out Of Due Date

Instructions

Paragraph ▾ **B** *I* U ~~A~~    + ▾ ... 

   [Record Audio](#)

Availability Dates & Conditions ▸
Always available

Submission & Completion ▸
File submission

Evaluation & Feedback ▸
No rubric added

[Save and Close](#) [Save](#) [Cancel](#) Visible