



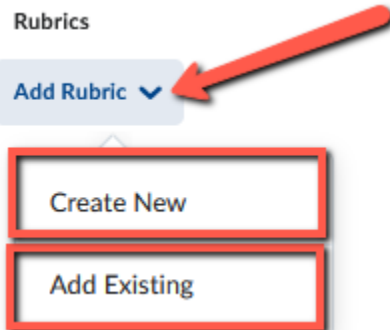
Evaluation & Feedback

The Evaluation & Feedback section of the Assignments tool is where you can add a rubric for assessment, adjust settings for the annotations tool and anonymous markings, and manage the Turnitin integration settings.

Add Rubric

Use this option to add a rubric for assessment of the assignment

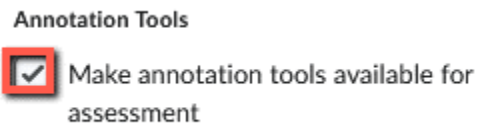
- 1) Select **Add Rubric**
- 2) Choose to either **Create New** or **Add Existing**:



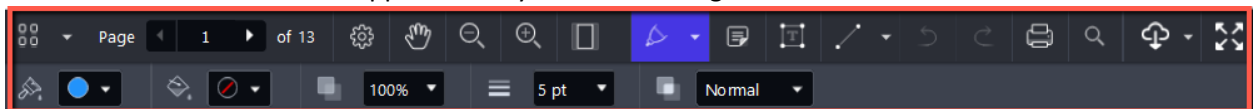
- See **Create and Edit a Rubric** for more information about Rubrics

Annotations Tools

Check this option to enable the annotations tool during assessment:



- The Annotations Toolbar will appear while you are assessing a submission:





Anonymous Marking

Check this option if you would like student names hidden while assessing submissions:

Anonymous Marking

Hide student names during assessment

Turnitin Integration

Use this area to adjust Turnitin integration settings for detecting plagiarism:

1. Select **Manage Turnitin:**

Manage Turnitin 

2. Select the boxes beside settings you would like in place for evaluating with Turnitin:
Similarity Report

Enable similarity checking to identify matching or similar text to sources in Turnitin's databases.

Enable Similarity Report for this folder

Display

Allow learners to see similarity scores in their submission folder

Submissions Checked


Automatic similarity checking on all submissions
 Identify individual submissions for similarity checking

Online Grading

Enable Turnitin's intuitive suite of feedback and grading tools.

Enable Online Grading for this folder

Transfer

Automatically sync grades as Draft in Brightspace 
 Manually sync grades as Draft in Brightspace

3. Click **Save**

Save