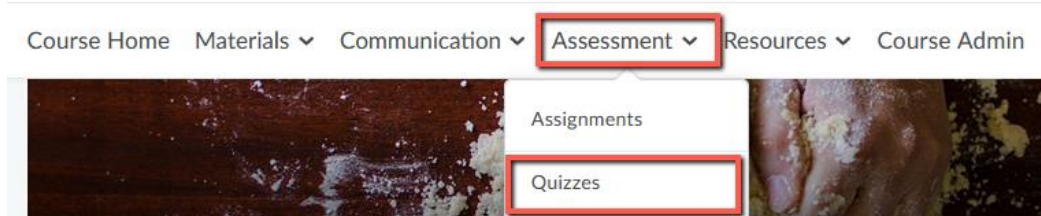




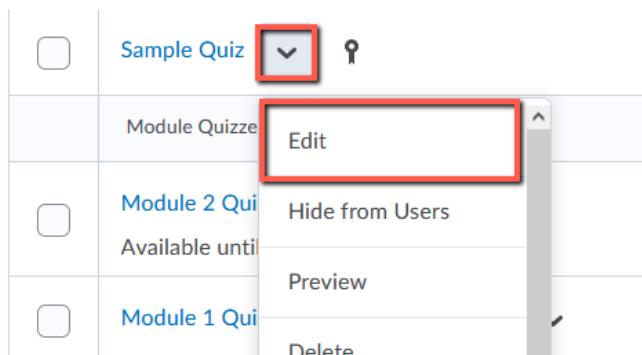
Populate a Quiz from the Question Library

This tutorial will demonstrate how to create a quiz in D2L Brightspace using questions from the Question Library

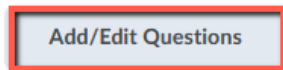
1. From the course navigation bar, choose **“Assessment”**, then click **“Quizzes”**:



2. Click the down arrow next to the quiz and click **“Edit”**:

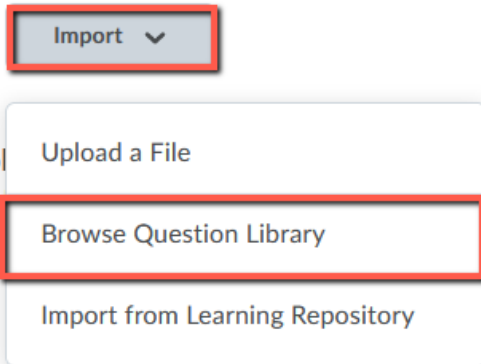


3. Click the **“Add/Edit Questions”** button:

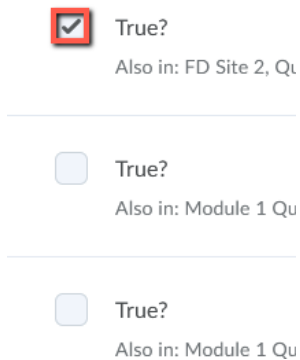




4. Click the **“Import”** button and choose **“Browse Question Library”**:



5. Select the question(s) that you would like to import:



6. Click the **“Import”** button:



- a. If you click the down arrow beside the **“Import”** button, you can choose the position of the question in the quiz:

