

# D2L and Accessibility Features

## HTML Editor

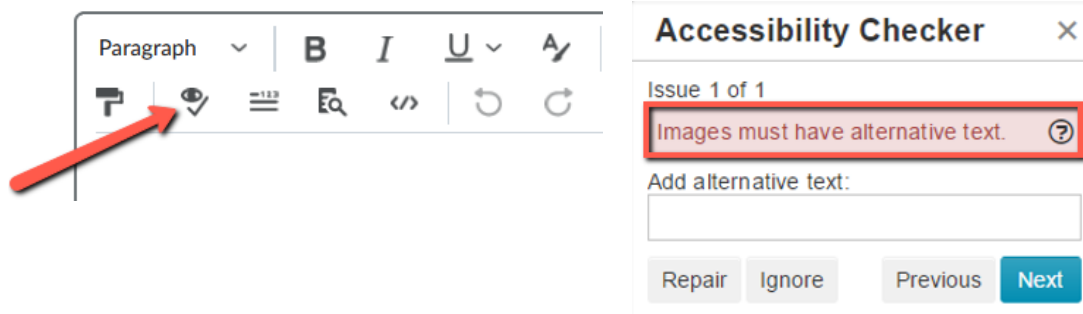
The HTML Editor contains formatting options for text within a content module. It can be found anywhere you have added text with an edit box.



## Accessibility Checker

The Accessibility Checker is a tool that helps determine if content within a module is accessible. It is located within the HTML Editor. This tool will alert you of any issues with content, including:

- Color contrast ratios:
- Formatting of lists
- Alt text for images



## Quiz Accommodations

The Quiz Accommodations tool provides customized quiz timing options you can set up for individual students. You can select to modify the multiplier of original quiz time or enter extra time in minutes:

**Edit Accommodations** ×

Jamie Lewis

Quizzes ▾

**Timing**

Modify Time Limit

Multiplier of original quiz time

1.5 times ←

Extra time

0 minute(s) ←

Save Cancel

Quiz timing accommodations are created through the class list. The accommodation you establish for the student will apply to every quiz in your course. An icon will appear beside students with timing accommodations. Only the instructor and the student with the accommodation will see the icon:

Last Name ▲, First Name	Username
Lewis, Jamie ▾ ←	

- Send Email
- View progress
- View groups
- Edit Accommodations**

Lewis, Jamie ▾


**⚙️**

# Readspeaker TextAid

Readspeaker TextAid reads text and documents aloud to users. This tool can read from several areas within a Brightspace course, including:





1. A Content module:

Module 1 Overview ▾



History of Baking - Module Overview

Bread Timeline from Spruce

Focaccia	Bayela	Baguette	Texas Toast
			
Originated by the Etruscans (Northern Italy) in the 6th to 5th centuries BC.	Created in Poland by Ashkenazi Jews in the 18th century.	First developed in 18th-century Paris, later refined and first mass-produced in the 19th century.	1940s USA

2. The Discussions tool:

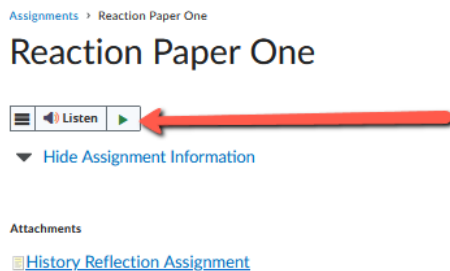


Discussions List > View Topic

Introductions ▾

Settings Help Search Introduc... 🔍

3. An Assignment folder:



Assignments > Reaction Paper One

Reaction Paper One

Listen

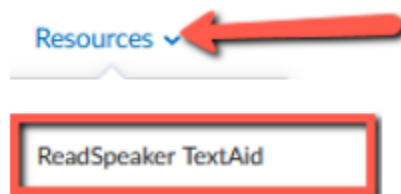
Hide Assignment Information

Attachments

[History Reflection Assignment](#)

4. Resources Menu:

In addition, users can upload any document to the ReadSpeaker Textaid website that they would like to hear read aloud. The website can be accessed from a Brightspace course homepage navigation bar, via the Resources tab:



Resources ▾

ReadSpeaker TextAid